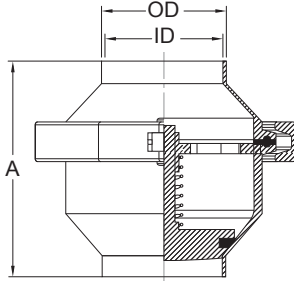


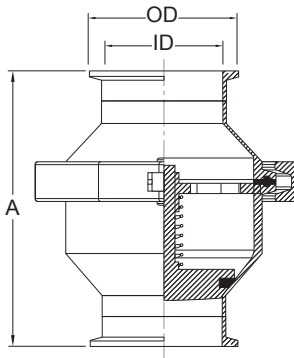
Non Return/Check Valve With Weld End

Check Valve



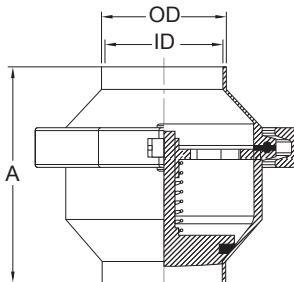
Size(Inch)	A	OD	ID
0.5"	77.0	12.7	9.7
0.75"	79.0	19.1	16.1
1.0"	79.0	25.4	22.4
1.5"	79.0	38.1	35.1
2.0"	87.5	50.8	47.8
2.5"	97.7	63.5	60.5
3.0"	115.7	76.2	73.2
4.0"	125.4	101.6	97.6

Non Return/Check Valve With Clamp End



Size(Inch)	A	OD	ID
0.5"	102.4	25.2	9.7
0.75"	104.4	25.2	16.05
1.0"	104.4	50.5	22.4
1.5"	104.4	50.5	35.1
2.0"	112.9	64.0	47.8
2.5"	123.1	77.5	60.5
3.0"	141.1	91.0	73.2
4.0"	157.2	119.0	97.6

Non Return/Check Valve With Weld End



Size(DIN)	A	OD	ID
20	79	23	20
25	79	29	26
32	79	35	32
40	79	41	38
50	87.5	53	50
65	104	70	66
80	110	85	81
100	125.4	104	100
125	132	129	125