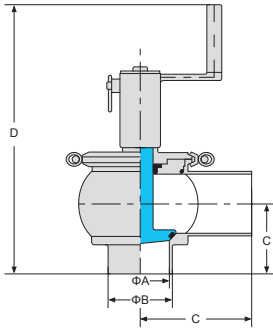


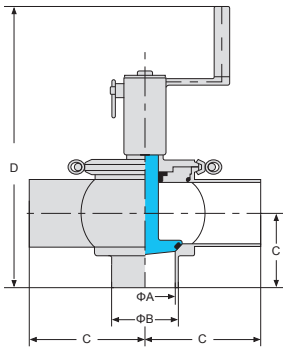
20-Manual Stop Valve

Stop Valve/Seat Valve



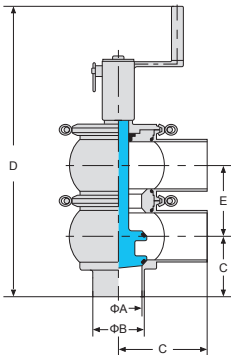
Size	A	B	C	D
1"	22.4	25.4	60	210
1.5"	35.0	38.0	60	260
2"	48.0	51.0	75	295
2.5"	59.5	63.5	100	330
3"	72.1	76.1	100	340
4"	97.6	101.6	125	360

30-Manual Stop Valve



Size	A	B	C	D
1"	22.4	25.4	60	210
1.5"	35.0	38.0	60	260
2"	48.0	51.0	75	295
2.5"	59.5	63.5	100	330
3"	72.1	76.1	100	340
4"	97.6	101.6	125	360

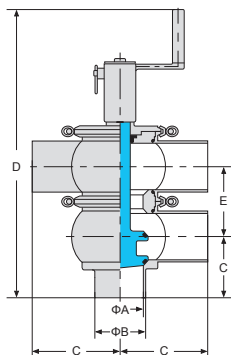
21-Manual Seat Valve



Size	A	B	C	D	E
1"	22.4	25.4	60	260	47
1.5"	35.0	38.0	60	320	59.5
2"	48.0	51.0	75	370	72
2.5"	59.5	63.5	100	420	90
3"	72.1	76.1	100	440	102
4"	97.6	101.6	125	490	128

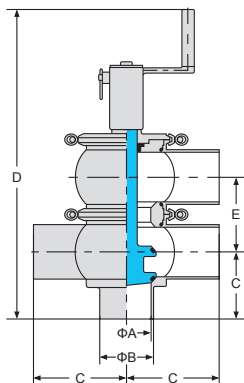
22-Manual Seat Valve

Stop Valve/Seat Valve



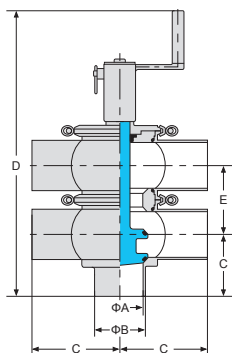
Size	A	B	C	D	E
1"	22.4	25.4	60	260	47
1.5"	35.0	38.0	60	240	59.5
2"	48.0	51.0	75	260	72
2.5"	59.5	63.5	100	280	90
3"	72.1	76.1	100	305	102
4"	97.6	101.6	125	360	128

31-Manual Seat Valve



Size	A	B	C	D	E
1"	22.4	25.4	60	260	47
1.5"	35.0	38.0	60	240	59.5
2"	48.0	51.0	75	260	72
2.5"	59.5	63.5	100	280	90
3"	72.1	76.1	100	305	102
4"	97.6	101.6	125	360	128

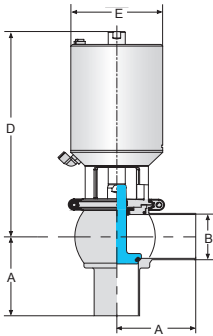
32-Manual Seat Valve



Size	A	B	C	D	E
1"	22.4	25.4	60	260	47
1.5"	35.0	38.0	60	240	59.5
2"	48.0	51.0	75	260	72
2.5"	59.5	63.5	100	280	90
3"	72.1	76.1	100	305	102
4"	97.6	101.6	125	360	128

20-Pneumatic Stop Valve

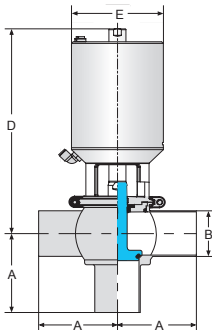
Stop Valve/Seat Valve



Size	A	B	D	E
1"	60	25.4	230	89
1.5"	60	38.0	240	89
2"	75	51.0	260	109
2.5"	100	63.5	280	130
3"	100	76.1	305	130
4"	125	101.6	370	168

Signal feed back device can be choosed or not.

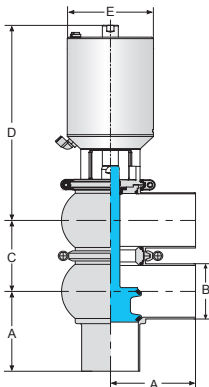
30-Pneumatic Stop Valve



Size	A	B	D	E
1"	60	25.4	230	89
1.5"	60	38.0	240	89
2"	75	51.0	260	109
2.5"	100	63.5	280	130
3"	100	76.1	305	130
4"	125	101.6	370	168

Signal feed back device can be choosed or not.

21-Pneumatic Seat Valve

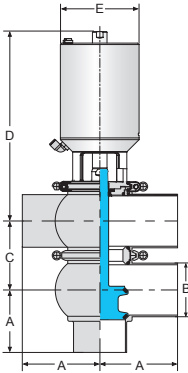


Size	A	B	C	D	E
1"	60	25.4	47	230	89
1.5"	60	38.0	59.5	240	89
2"	75	51.0	72	260	109
2.5"	100	63.5	90	280	130
3"	100	76.1	102	305	130
4"	125	101.6	128	370	168

Signal feed back device can be choosed or not.

22-Pneumatic Seat Valve

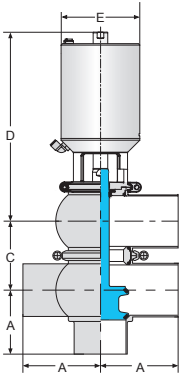
Stop Valve/Seat Valve



Size (Inch)	A	B	C	D	E
1"	60	25.4	47	230	89
1.5"	60	38.0	59.5	240	89
2"	75	51.0	72	260	109
2.5"	100	63.5	90	280	130
3"	100	76.1	102	305	130
4"	125	101.6	128	370	168

Signal feed back device can be chosen or not.

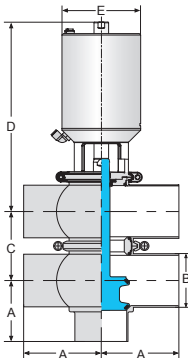
31-Pneumatic Seat Valve



Size	A	B	C	D	E
1"	60	25.4	47	230	89
1.5"	60	38.0	59.5	240	89
2"	75	51.0	72	260	109
2.5"	100	63.5	90	280	130
3"	100	76.1	102	305	130
4"	125	101.6	128	370	168

Signal feed back device can be chosen or not.

32-Pneumatic Seat Valve



Size	A	B	C	D	E
1"	60	25.4	47	230	89
1.5"	60	38.0	59.5	240	89
2"	75	51.0	72	260	109
2.5"	100	63.5	90	280	130
3"	100	76.1	102	305	130
4"	125	101.6	128	370	168

Signal feed back device can be chosen or not.