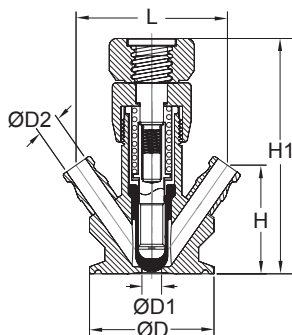
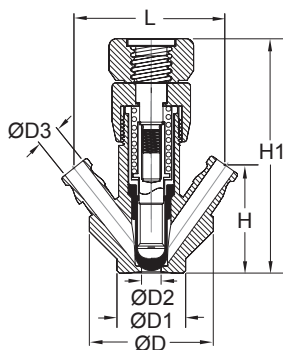


Aseptic Sampling Valve Clamp End Sampling Valve



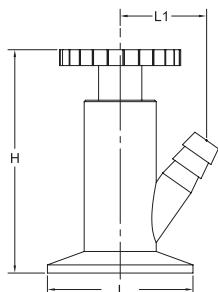
Size(Inch)	D	D1	D2	H	H1	L
0.5"	25.5	5	4	35.1	71.0	39.3
1.0"	50.5	8	9.4	44.0	95.5	61.5

Aseptic Sampling Valve Weld End



Size(Inch)	D	D1	D2	D3	H	H1	L
0.5"	32.0	28	5	4.0	35.1	71.0	39.3
1.0"	50.5	28	8	9.4	44.0	95.5	61.5

Sampling Cock Clamp End



H	L	L1
76.0	50.5	30.0